

Introductory sub-table (I)(a)

Name of the Company: KREZ HOTEL & REALTY LTD.

Scrip Code, Name of the scrip, class of security: JAYKAYDEE, EQUITY

Quarter ended: 31ST DECEMBER, 2013


Partly paid-up shares:-	No. of partly paid-up shares	As a % of total no. of partly paid-up shares	As a % of total no. of shares of the company
Held by promoter/promoter group		#DIV/0!	0
Held by public		#DIV/0!	0
<b>Total - D</b>	<b>0</b>	<b>#DIV/0!</b>	<b>0</b>

Outstanding convertible securities:-	No. of outstanding securities	As a % of total no. of outstanding convertible securities	As a % of total no. of shares of the company, assuming full conversion of the convertible securities
Held by promoter/promoter group		#DIV/0!	0
Held by public		#DIV/0!	0
<b>Total - E</b>	<b>0</b>	<b>#DIV/0!</b>	<b>0</b>

Warrants:-	No. of warrants	As a % of total no. of warrants	As a % of total no. of shares of the company, assuming full conversion of warrants
Held by promoter/promoter group		#DIV/0!	0
Held by public		#DIV/0!	0
<b>Total - F</b>	<b>0</b>	<b>#DIV/0!</b>	<b>0</b>


Total paid-up capital of the company, assuming full conversion of warrants and convertible securities

10250000




**Statement Showing Shareholding Pattern**


Category code	Category of Shareholder	Table (I)(a)					Shares Pledged or otherwise encumbered	
		Number of Shareholders	Total number of shares	Number of shares held in dematerialized form	Total shareholding as a percentage of total number of shares			
					As a percentage of (A-B) <sup>1</sup>	As a percentage of (A-B+C)		
(i)	(ii)	(iii)	(iv)	(v)	(vi)	(vii)	(viii) $(\frac{vii}{viii} \times 100)$	
(A)	Shareholding of Promoter and Indian							
(a)	Individuals: Hindu Undivided Family							
(b)	Central Government/ State Governments)	2	212550	0	2.07	2.07	0	0.00
(c)	Bodies Corporate	0	0	0	0.00	0.00	0	0.00
(d)	Financial Institutions: Banks	2	5302532	5084700	51.73	51.73	0	0.00
(e)	Any Others (Specify)							
	<b>Sub Total(A)(1)</b>	<b>4</b>	<b>5515082</b>	<b>5084700</b>	<b>53.81</b>	<b>53.81</b>	<b>0</b>	<b>0.00</b>
2	Foreign							
a	Individuals (Non-Residents Individuals)							
b	Foreign Individuals				0.00	0.00		#DIV/0!
	Bodies Corporate				0.00	0.00		#DIV/0!
c	Institutions				0.00	0.00		#DIV/0!
d	Any Others (Specify)				0.00	0.00		#DIV/0!
	<b>Sub Total(A)(2)</b>	<b>0</b>	<b>0</b>	<b>0</b>	<b>0.00</b>	<b>0.00</b>	<b>0</b>	<b>#DIV/0!</b>
	<b>Total Shareholding of Promoter and</b>	<b>4</b>	<b>5515082</b>	<b>5084700</b>	<b>53.81</b>	<b>53.81</b>	<b>0</b>	<b>0.00</b>
(B)	Public shareholding							
1	Institutions							
(a)	Mutual Funds: UTI				0.00	0.00		



(b)	Financial Institutions / Banks							0.00	0.00	
(c)	Central Government/ State Government(s)							0.00	0.00	
(d)	Venture Capital Funds							0.00	0.00	
(e)	Insurance Companies							0.00	0.00	
(f)	Foreign Institutional Investors							0.00	0.00	
(g)	Foreign Venture Capital Investors							0.00	0.00	
(h)	Any Other (specify)							0.00	0.00	
	<b>Sub-Total (B)(1)</b>	<b>0</b>	<b>0</b>	<b>0</b>	<b>0</b>	<b>0</b>	<b>0</b>	<b>0.00</b>	<b>0.00</b>	
<b>B 2</b>	<b>Non-institutions</b>									
(a)	Bodies Corporate	10	438878		144000		4.28	4.28	4.28	
(b)	Individuals						0.00	0.00	0.00	
I	Individuals - i. Individual shareholders holding nominal share capital up to Rs. 1 lakh	413	567990		243790		5.54	5.54	5.54	
II	Individual shareholders holding nominal share capital in excess of Rs. 1 lakh.	47	3728050		3226050		36.37	36.37	36.37	
(c)	Any Other (specify)						0.00	0.00	0.00	
(c-1)	Cleaning Member	0	0		0		0.00	0.00	0.00	
	<b>Sub-Total (B)(2)</b>	<b>470</b>	<b>4734918</b>		<b>3613840</b>		<b>46.19</b>	<b>46.19</b>	<b>46.19</b>	
(B)	<b>Total Public Shareholding (B)= (B)(1)+(B)(2)</b>	<b>470</b>	<b>4734918</b>		<b>3613840</b>		<b>46.19</b>	<b>46.19</b>	<b>46.19</b>	
	<b>TOTAL (A)-(B)</b>	<b>474</b>	<b>10250000</b>		<b>8698540</b>		<b>100.00</b>	<b>100.00</b>	<b>100.00</b>	
(C)	Shares held by Custodians and against which Depository Receipts have been issued									
1	Promoter and Promoter Group							0.00	0.00	4DIV(0)
2	Public							0.00	0.00	
	<b>Sub-Total (C)</b>	<b>0</b>	<b>0</b>		<b>0</b>		<b>0</b>	<b>0</b>	<b>0</b>	
	<b>GRAND TOTAL (A)-(B)+(C)</b>	<b>474</b>	<b>10250000</b>		<b>8698540</b>		<b>100.00</b>	<b>100.00</b>	<b>100.00</b>	<b>0.00</b>



Sr.No	Notes
1	NA
2	
3	
4	
5	
6	
7	
8	
9	



(D)(b) Statement showing holding of securities (including shares, warrants, convertible securities) of persons belonging to the category "Promoter and Promoter Group"

Sr. No.	Name of the shareholder	Details of Shares held		Encumbered shares (*)		Details of warrants		Details of convertible securities		Total shares (including underlying shares assuming full conversion of warrants and convertible securities) as a % of diluted share capital	
		Number of shares held	As a % of grand total (A) - (B) - (C)	No.	As a percentage (VI) = (V)/(III)*100	As a % of grand total (A) - (B) - (C) of sub-clause (1)(a)	Number of warrants held	As a % total number of warrants of the same class	Number of convertible securities held		As a % total number of convertible securities of the same class
1	Kamlesh Desai	(III)	(IV)	(V)	(VI) = (V)/(III)*100	(VII)	(VIII)	(IX)	(X)	(XI)	(XII)
2	Surbal Desai	209950	2.05	0	0.00	0.00	0	0	0	0	2.05
3	Kiyast Finance Pvt. Ltd.	2600	0.03	0	0.00	0.00	0	0	0	0	0.03
4	Shanti Financial Services Ltd	4016032	39.18	0	0.00	0.00	0	0	0	0	39.18
5		1286500	12.55	0	0.00	0.00	0	0	0	0	12.55
6											
7											
8											
9											
10											
11											
	<b>TOTAL</b>	<b>5515082</b>	<b>53.81</b>	<b>0</b>	<b>0.00</b>	<b>0.00</b>	<b>0</b>	<b>0</b>	<b>0</b>	<b>0</b>	<b>53.81</b>


(\*) The term "encumbrance" has the same meaning as assigned to it in regulation 28(3) of the SAST Regulations, 2011





(D)(c)(ii) Statement showing holding of securities (including shares, warrants, convertible securities) of persons (together with PAC) belonging to the category "Public" and holding more than 5% of the total number of shares of the company

Sr. No.	Name(s) of the shareholder(s) and the Persons Acting in Concert (PAC) with them	Number of shares	Shares as a percentage of total number of shares {i.e., Grand Total (A)+(B)+(C) indicated in Statement at para (f)(a) above}	Details of warrants		Details of convertible securities		Total shares (including underlying shares assuming full conversion of warrants and convertible securities) as a % of diluted share capital
				Number of warrants	As a % total number of warrants of the same class	Number of convertible securities held	% w.r.t total number of convertible securities of the same class	
1	Indu Kamalakar Ranadive	943050	9.20	0	0	0	0	9.20
2								
3								
4								
5								
6								
7								
8								
9								
10								
<b>TOTAL</b>		<b>943050</b>	<b>9.20</b>	<b>0</b>	<b>0</b>	<b>0</b>	<b>0</b>	<b>9.20</b>



(D)(d) Statement showing details of locked-in shares

Sr. No.	Name of the shareholder	Number of locked-in shares	Locked-in shares as a percentage of total number of shares {i.e., Grand Total (A)+(B)+(C) indicated in Statement at para (D)(a) above}
1	NA		0.00
2			0.00
3			0.00
4			0.00
5			0.00
6			0.00
7			0.00
8			0.00
9			0.00
TOTAL		0	0.00





(II)(a) Statement showing details of Depository Receipts (DRs)

Sr. No.	Type of outstanding DR (ADRs, GDRs, SDRs, etc.)	Number of outstanding DRs	Number of shares underlying outstanding DRs	Shares underlying outstanding DRs as a percentage of total number of shares {i.e., Grand Total (A)+(B)+(C) indicated in Statement at para (I)(a) above}
1	NA			0.00
2				0.00
3				0.00
4				0.00
5				0.00
6				0.00
7				0.00
8				0.00
9				0.00
TOTAL		0	0	0.00



(II)(b) Statement showing holding of Depository Receipts (DRs), where underlying shares held by "promoter/promoter group" are in excess of 1% of the total number of shares

Sr. No.	Name of the DR Holder	Type of outstanding DR (ADRs, GDRs, SDRs, etc.)	Number of shares underlying outstanding DRs	Shares underlying outstanding DRs as a percentage of total number of shares {i.e., Grand Total (A)+(B)+(C) indicated in Statement at para (I)(a) above}
1	NA			0.00
2				
3				
4				
5				
6				
7				
8				
9				
			0	0.00
<b>TOTAL</b>				

